


The Basics of Virtual Community Resource Mapping

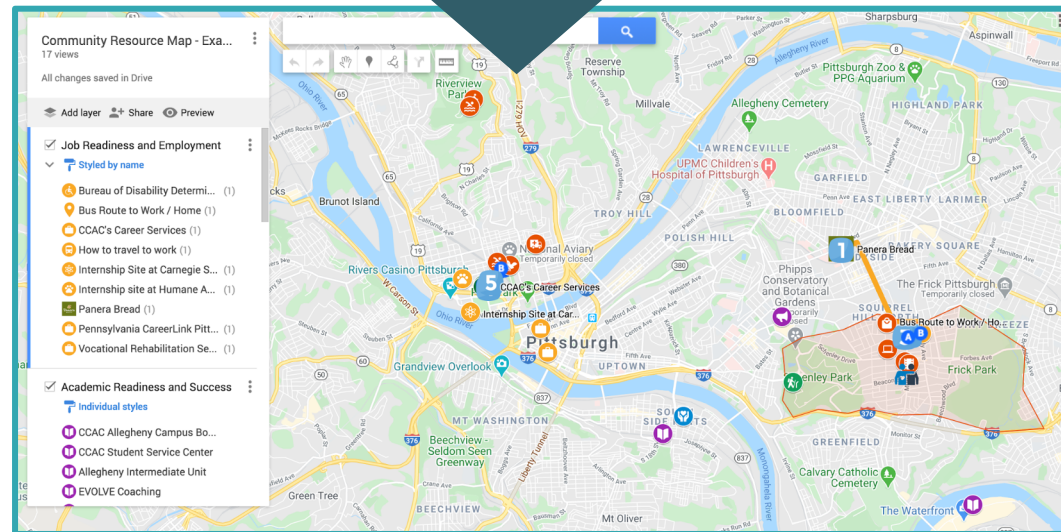
Matthew Flanagan
George Washington University

What is a Virtual Resource Map?



Fully customized, online
interactive resource map

1. Organize Resources (and find new ones)
2. Person Centered Planning!
3. Travel Training!



This sounds pretty cool, what can I do with a virtual resource guide?

The digital map is a resource but it's also an instructional environment.

We can use the virtual resource map to help students...

- Increase their geographical awareness and knowledge of what's available to them at school and in their community
- Build their daily schedules (school, work, etc.) into the map with customized text descriptions and pictures
- Learn how to travel in the community
- Access supports and services
- Participate in social and recreational activities with peers

It can be used during...

- Classroom Instruction
- Coaching Sessions (Such as Pre-ETS Job Exploration)
- Community-Based Instruction
- Transition Planning Meetings (Pre-work and during)
- Travel Training

Virtual Community Resource Map

5 views

All changes saved in Drive

Add layer Share Preview

Job Readiness and Employment

Styled by name

- Bureau of Disability Determination (1)
- Bus Route to Work / Home (1)
- CCAC's Career Services (1)
- How to travel to work (1)
- Internship Site at Carnegie Science Center (1)
- Internship site at Humane Association of Pittsburgh (1)
- Panera Bread (1)
- Pennsylvania CareerLink Pittsburgh (1)
- Vocational Rehabilitation Services (1)

Academic Readiness and Success

Individual styles

- CCAC Allegheny Campus Bookstore
- CCAC Student Service Center**
- Allegheny Intermediate Unit
- EVOLVE Coaching
- Local Parent Taskforce

School Engagement

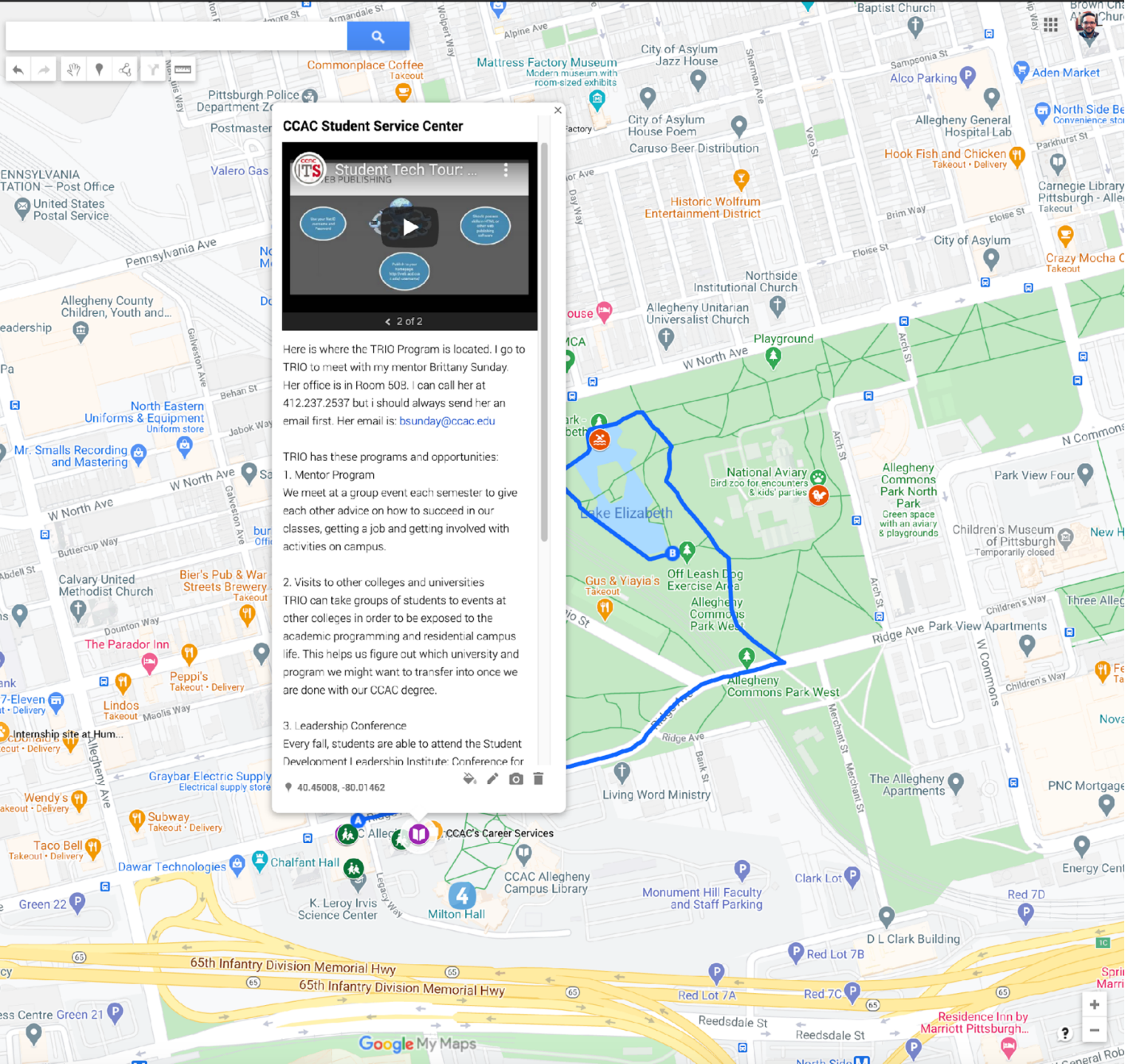
Individual styles

- CCAC Allegheny Campus
- Starbucks
- CCAC GYM

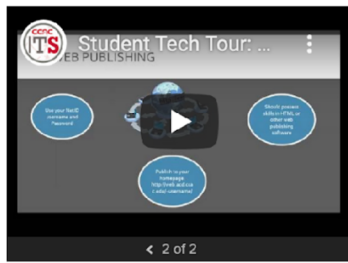
Independent Living

Individual styles

- Home
- Disability Options Network
- National Aviary
- West Park - Lake Elizabeth
- Allegheny General Hospital Emergency Department
- Riverview Park Activities Building
- Riverview Swimming Pool
- CVS
- Tim's house
- Jewish Community Center of Pittsburgh



CCAC Student Service Center

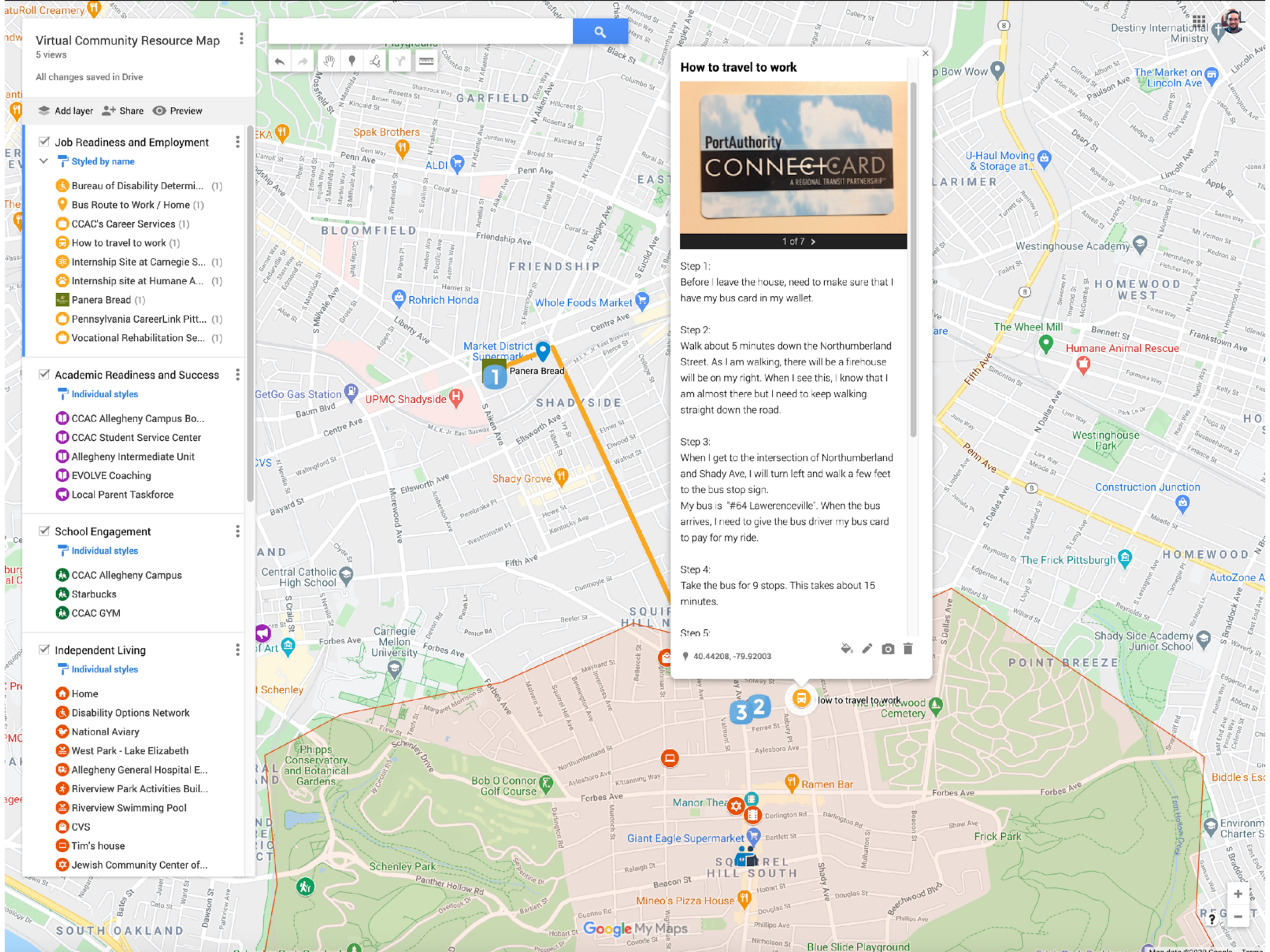


Here is where the TRIO Program is located. I go to TRIO to meet with my mentor Brittany Sunday. Her office is in Room 503. I can call her at 412.237.2537 but i should always send her an email first. Her email is: bsunday@ccac.edu

TRIO has these programs and opportunities:

- 1. Mentor Program**
We meet at a group event each semester to give each other advice on how to succeed in our classes, getting a job and getting involved with activities on campus.
- 2. Visits to other colleges and universities**
TRIO can take groups of students to events at other colleges in order to be exposed to the academic programming and residential campus life. This helps us figure out which university and program we might want to transfer into once we are done with our CCAC degree.
- 3. Leadership Conference**
Every fall, students are able to attend the Student Development Leadership Institute: Conference for

40.45008, -80.01462



Virtual Community Resource Map

5 views

All changes saved in Drive

Add layer Share Preview

Job Readiness and Employment

Styled by name

- Bureau of Disability Determination (1)
- Bus Route to Work / Home (1)
- CCAC's Career Services (1)
- How to travel to work (1)
- Internship Site at Carnegie Mellon University (1)
- Internship site at Humane Animal Rescue (1)
- Panera Bread (1)
- Pennsylvania CareerLink Pittsburgh (1)
- Vocational Rehabilitation Services (1)

Academic Readiness and Success

Individual styles

- CCAC Allegheny Campus Bookstore
- CCAC Student Service Center
- Allegheny Intermediate Unit
- EVOLVE Coaching
- Local Parent Taskforce

School Engagement

Individual styles

- CCAC Allegheny Campus
- Starbucks
- CCAC GYM

Independent Living

Individual styles

- Home
- Disability Options Network
- National Avary
- West Park - Lake Elizabeth
- Allegheny General Hospital Extension
- Riverview Park Activities Building
- Riverview Swimming Pool
- CVS
- Tim's house
- Jewish Community Center of Pittsburgh

How to travel to work



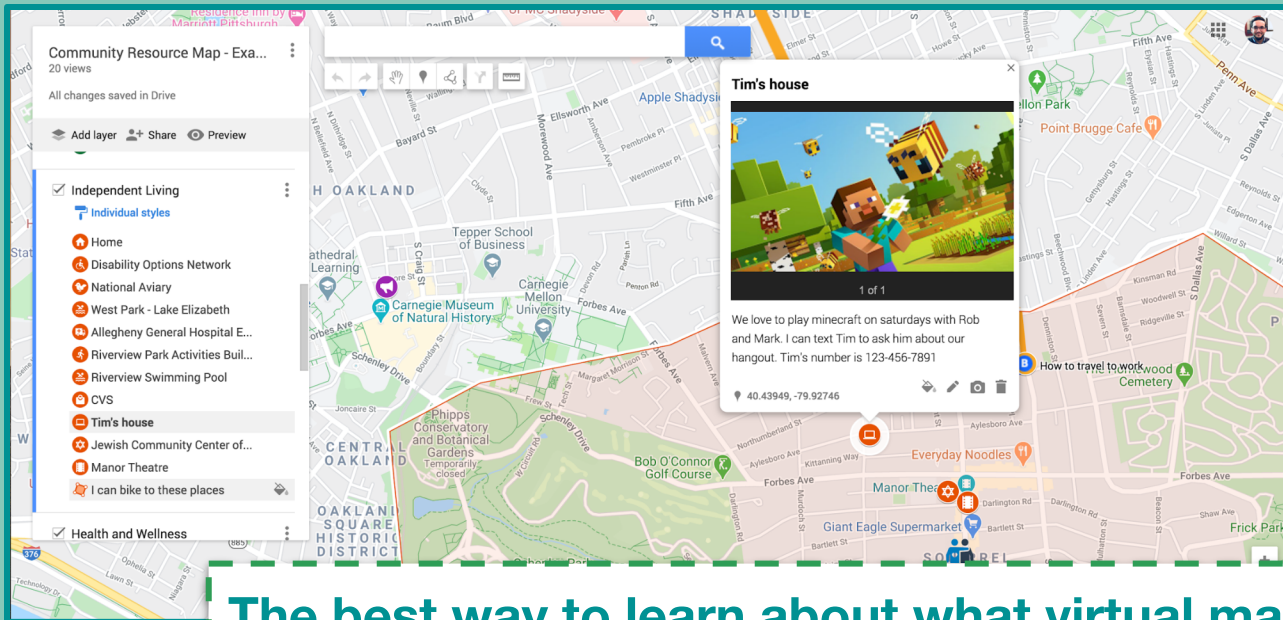
Step 1:
Before I leave the house, need to make sure that I have my bus card in my wallet.

Step 2:
Walk about 5 minutes down the Northumberland Street. As I am walking, there will be a firehouse will be on my right. When I see this, I know that I am almost there but I need to keep walking straight down the road.

Step 3:
When I get to the intersection of Northumberland and Shady Ave, I will turn left and walk a few feet to the bus stop sign. My bus is "#64 Lawrenceville". When the bus arrives, I need to give the bus driver my bus card to pay for my ride.

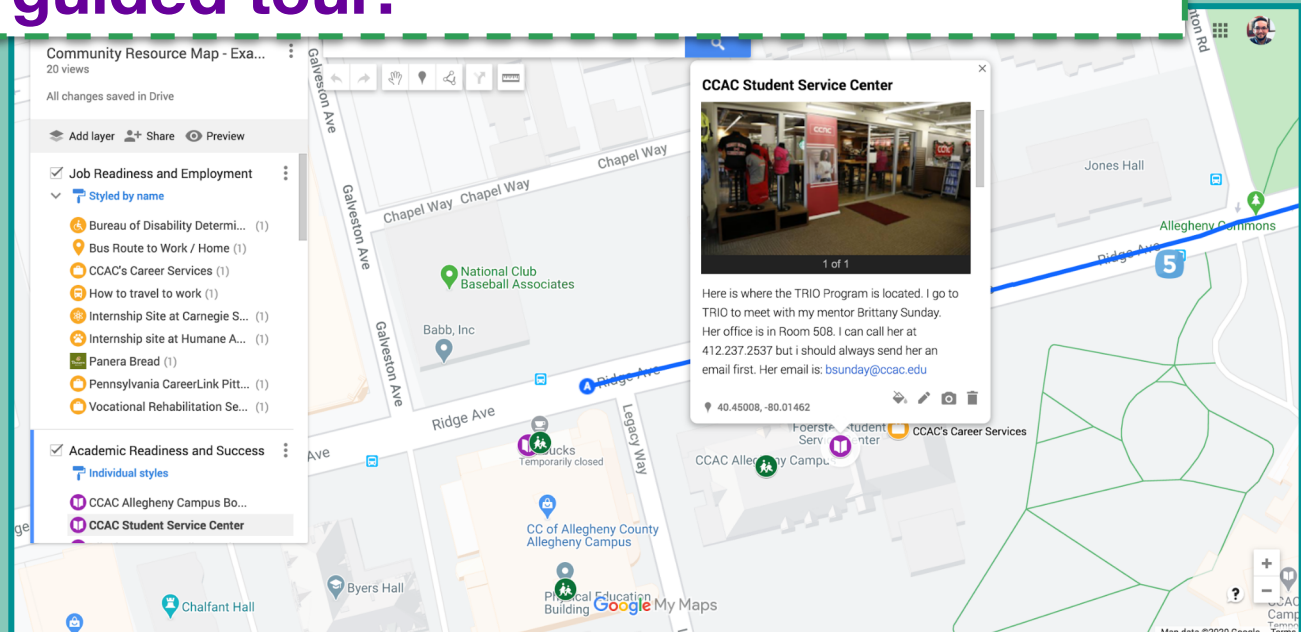
Step 4:
Take the bus for 9 stops. This takes about 15 minutes.

Step 5:
40.44208, -79.92003



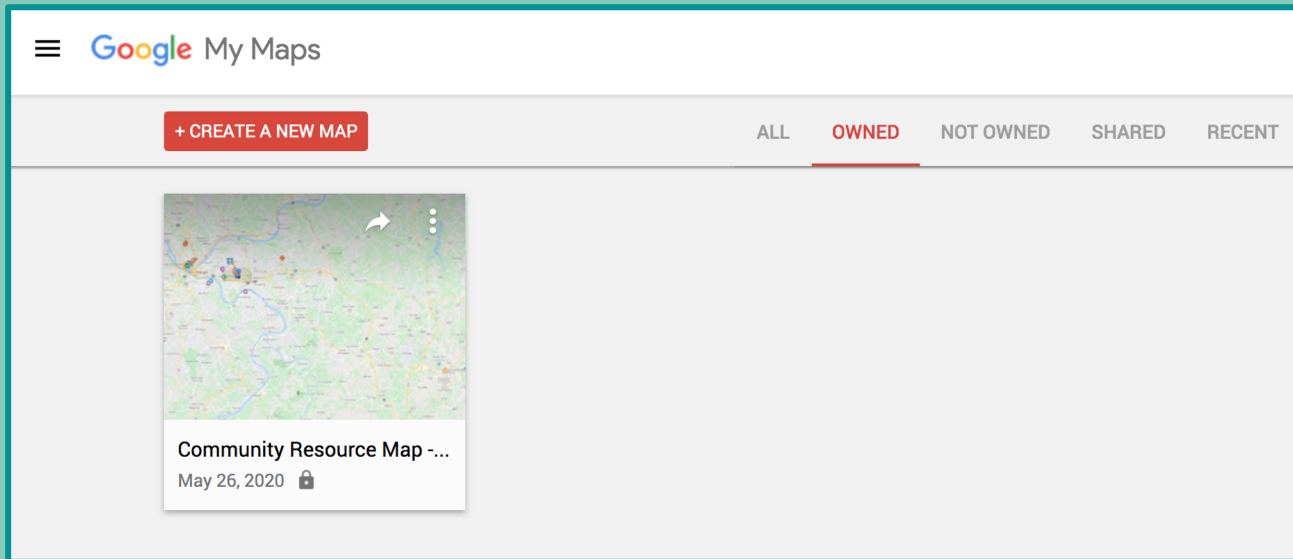
make it

The best way to learn about what virtual maps can be and what they can do is to experience them first hand.
Time for a guided tour!

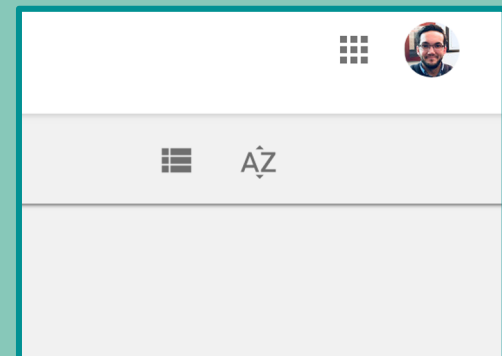


Alright, ready to start making your own?

First steps: Navigate to <https://www.google.com/mymaps>



Be sure that you're
logged into your
gmail account
beforehand



First steps:




Use the search bar to type in the name of the town or city you want to focus on. **This will cause the map to zoom in on where you want to make the community resource map.**


The image shows a screenshot of the Google My Maps interface. On the left, the 'Untitled map' sidebar is visible, showing 'All changes saved in Drive', 'Add layer', 'Share', and 'Preview' options. Below these, there is a section for 'Untitled layer' with an 'Import' button and a yellow callout box that reads: 'Add places to this layer by drawing or importing data. [Learn more](#)'. At the bottom of the sidebar, there is a 'Base map' dropdown menu. The main map area shows a zoomed-in view of Pittsburgh, Pennsylvania, with various landmarks and businesses labeled. A search bar is located at the top right of the map. A large teal arrow points from the top of the page down to the search bar. Another teal arrow points from the left side of the map towards the 'Import' button, with the text 'Resources appear over here'. A third teal arrow points from the bottom right towards the 'Add to map' button in the information popup, with the text 'Click add to map'. The information popup for 'Greyhound: Bus Station' is open, showing details from Google Maps: '55 11th St, Pittsburgh, PA 15222', 'www.greyhound.com', '+1 412-392-6514', and a 3.2 star rating. It also includes a 'View in Google Maps' link and an 'Add to map' button.

Community Resource Map - Exa...


20 views

All changes saved in Drive

 Add layer  Share  Preview

Job Readiness and Employment 


  Stylized by name


 Bureau of Disability Determi... (1)


 Bus Route to Work / Home (1)


 CCAC's Career Services (1)

 How to travel to work (1)

 Internship Site at Carnegie S... (1)

 Internship site at Humane A... (1)

 Panera Bread (1)

 Pennsylvania CareerLink Pitt... (1)

 Vocational Rehabilitation Se... (1)

Academic Readiness and Success 

 Individual styles

 CCAC Allegheny Campus Bo...

 CCAC Student Service Center

“Layers” are the custom spaces that you’ll keep related resources. It’s like a folder, but way better.


You can have 10 layers in a map at one time. You can put 2,000 resources per layer.

You can name these layers whatever meets the needs of your students.

We find it useful to include the following layers (might be different when creating for students):

- Career Development and Employment
- Community Experiences
- School Experiences (clubs, orgs)
- Academic Readiness and Success
- Independent Living
- Health and Wellness
- Adult services and supports
- Advocacy and Self-Determination
- Family Engagement and Supports
- Person-Centered Planning/Transition planning

CCAC Student Service Center



1 of 2 >

Here is where the TRIO Program is located. I go to TRIO to meet with my mentor Brittany Sunday. Her office is in Room 508. I can call her at 412.237.2537 but i should always send her an email first. Her email is: bsunday@ccac.edu

TRIO has these programs and opportunities:

1. Mentor Program

We meet at a group event each semester to give each other advice on how to succeed in our classes, getting a job and getting involved with activities on campus.

2. Visits to other colleges and universities

TRIO can take groups of students to events at other colleges in order to be exposed to the academic programming and residential campus life. This helps us figure out which university and program we might want to transfer into once we are done with our CCAC degree.

3. Leadership Conference

Every fall, students are able to attend the Student Development Leadership Institute: Confer

40.45008, -80.01462



Popular Icons




Other icons



More icons

Customize icons

CCAC Student Service Center



1 of 2 >

Here is where the TRIO Program is located. I go to TRIO to meet with my mentor Brittany Sunday. Her office is in Room 508. I can call her at 412.237.2537 but i should always send her an email first. Her email is: bsunday@ccac.edu

TRIO has these programs and opportunities:

1. Mentor Program

We meet at a group event each semester to give each other advice on how to succeed in our classes, getting a job and getting involved with activities on campus.

2. Visits to other colleges and universities

TRIO can take groups of students to events at other colleges in order to be exposed to the academic programming and residential campus life. This helps us figure out which university and program we might want to transfer into once we are done with our CCAC degree.

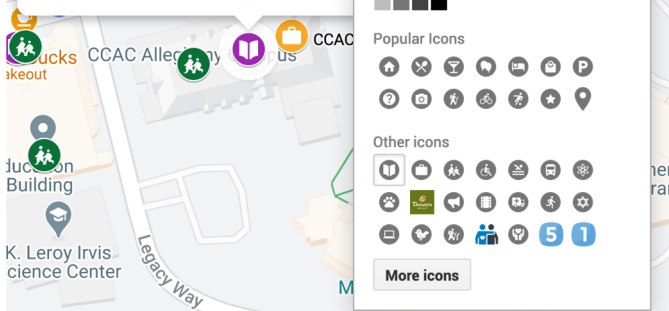
3. Leadership Conference

Every fall, students are able to attend the Student Development Leadership Institute: Confer

40.45008, -80.01462

Add text

Add Picture and video



Click the link below to explore the example from the webinar!



https://www.google.com/maps/d/edit?mid=1_UW2UenharPXq1col-Cs4khVjLX5B44U&usp=sharing

Let's Connect!

matthewflanagan@email.gwu.edu

Matthew Flanagan

George Washington University