

**This presentation will
be recorded for later
access.**

**Leave your camera off
and your audio muted
during the
presentations.**

**For live captioning,
click the link in the
chat.**

Virtual Transition Fair

October 13th

College Application Supports

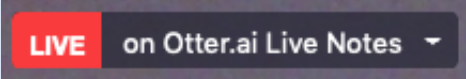
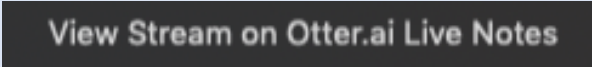


Welcome!

- Hosts: Emily Barker and Ben Schwartzman
 - Educational Consultants with Transition TN
- This presentation will be recorded for later access.
 - Please leave your camera off and your audio muted during the presentations.
 - You can type questions in the chat box during the presentation.



Live Captioning

- Click on arrow by: 
- Click on this: 
- Alternatively, click on the link in the chat.
- Live captioning is instant and will not get every term correct. However, we will send out a captioned recording soon.

Transition TN

- The goal of Transition TN is to improve transition outcomes for youth and young adults with disabilities.
 - Register at transitiontn.org
- Resources from previous transition fairs are available on our website.
- Tonight, our presenters will be sharing information regarding the college application process.

Benefits of Attending College

By attending a higher education institution, students are given the chance for...

- Greater lifetime earnings
- Expanded career options
- Career exploration

Students can also...

- Meet new people
- Pursue interests and hobbies
- Develop social and study skills
- Become more independent

Schedule for Tonight

- Differences Between High School and College Disability Services
- Inclusive Higher Education Programs
- College Admissions Process
- Disability Services
- Financial Aid
- Final Wrap-up

TransitionTN Virtual Transition Fair on College Application Supports

The Difference Between High School & College
Preparing for and Accessing Disability-Related Support

Dr. Chester Goad
October 13, 2020



Overview of 504/ADA (applicable to college)

- Affects any institution receiving Federal financial assistance
- “No otherwise qualified individual...” can be denied access based on a disability
- “Substantial limitation of one or more major life activities”
 - not everyone gets blanket accommodations
 - documentation has to warrant accommodations requested



Responsibilities Under IDEA, Section 504, and the ADA at the Secondary and Postsecondary Levels

Issue	Responsibility at Secondary Level	Responsibility at Postsecondary Level
Identification	School	Student
Assessment	School	Student
Programming	School + Parent	Student w/Institution
Advocacy	School + Parent	Student w/Institution
Decision Making	IEP/Placement Team	Student
Transition Planning	IEP/Placement Team	Student



Adapted from : Brinkerhoff, L.B., Shaw, S.F., McGuire, J.M. (1992). Promoting access, accommodations, and independence for college students with learning disabilities. Journal of Learning Disabilities, 25, 417-429.

IDEA and ADA: A Comparison

The Educational Perspective

IDEA

- Free & Appropriate Mandatory Education
- Entitlement Law
- Remedial Learning Tools
- Outcome Oriented: Successful Learning

ADA

- Optional Education, and definitely *not* free
- Civil Rights Law
- Aids and Accommodations
- Equal Access—NOT Equal Outcome



What Colleges **Don't** Provide:

- Personal attendants
- Transportation (unless it's provided to all students)
- Tutoring (unless it's provided to all students)
- Individually prescribed devices and services (ex: hearing aids, physical therapy, speech therapy)



Preparing for the transition

- Have current and complete medical and/or psychological information; check with college as to what “current” means (typically 3-5 years)
- Make sure students have a good understanding of their disability (strengths and weaknesses to work on)
- Teach & encourage students to advocate for themselves
- Inform the student about the ADA & Section 504
- Inform the student about accommodation arrangements for testing (ACT/SAT, etc.)



How Schools & Parents Can Help

- Recommend a visit to colleges before deciding
- Recommend the student contact the college disability office **early** for an orientation to services and accommodations
- Encourage student participation in transition planning while in high school



What students can do to prepare

- Inquire about admission process to the college of choice
- Contact disability services office
- Inquire about types of academic accommodations typically provided for a student with similar disability.
- Inquire about tutoring programs (charge or free).
- Take high school courses that will get student into college.
- Be able to describe limitations/strengths of disability in detail.
- Find a planner that works.
- Build a habit of studying 2-4 hours per day



Resources

Association on Higher Education and Disability (AHEAD)
www.ahead.org

Getzel, E.E. & Wehmann, P. (Ed.). 2005. *Going to College: Expanding Opportunities for People with Disabilities*. Brooks Publishing Company

National Center for College Students with Disabilities (NCCSD)

Nolting, K. *Navigating College: Strategy Manual for a Successful Voyage*


Tennessee Association on Higher Ed and Disability (TNAHEAD)

Adapted: Curriculum for Preparing High School Students with Disabilities for Postsecondary Education
Tennessee Association on Higher Ed & Disability (TNAHEAD)
Tennessee Board of Regents
Tennessee Department of Workforce Development



Inclusive Higher Education – College for Students with an Intellectual Disability

Transition TN Virtual College Fair Oct. 13, 2020



College Certificate Programs

Academics


- Individual Programs of Study
- 1-2 University courses each semester
 - Learning Agreements developed with student input to lay out course expectations
 - Part of the larger learning community
 - Note sharers and tutors provide supports
 - Typically not able to earn course credit
- Skills of Independence Coursework
 - Topics taught by program staff and grad students
 - Jr. & Sr. Year- student driven, independent studies
 - Prepared for mastery of content, differentiated instruction
 - Earn grades and credit towards certificate



Career Development

- Getting ready for future employment is major focus of our time at college
 - Coursework
 - Self-discovery opportunities, i.e. job shadowing, interest inventories
 - Internships on & off campus
 - Job coaches
 - Tons of guided reflection
 - Social skills developed

- Nationally 16% of adults with ID have paid employment. Our statewide average for the graduates is 75%!!
- Vanderbilt is proud to be at 91%.



University Life

- Students are full-time college students that are involved in many activities.
- Join Student Organizations on campus
- Attend sporting events, concerts, and more
- Some have even joined Greek life
- Many chances to practice social skills



Skills of Independence

The entire campus is the classroom:

- Learned to follow individual college schedule, no bells
- Developed time management skills
- Learned many computer and phone skills
- Learned to navigate campus independently
- Learned to ask for help, to self-advocate
- Learned to deal with problems in an adult way
- Learned to make own social plans
- Living in dorms is the bomb for learning to live on our own






Residential Life-Living On and Off Campus

- Goal across the state is for all college programs to offer dorms and off-campus living supports.
- Currently the following programs are able to offer housing:
- EDGE at Union University, Jackson, TN
- IDEAL at Lipscomb University, Nashville, TN
- FUTURE at University of TN, Knoxville

Eligibility

- Students with a strong desire to go to college, to learn to be as independent as possible, and can function well behaviorally on an open university campus
- 18-26 yrs. Lipscomb, Union, and Vanderbilt
- 18-29 at UTK, ETSU, and University of Memphis
- Have an intellectual disability, can have co-occurring disabilities as well, had an IEP
- All high school diploma types accepted
- Additional information on program websites



Am I Ready for College?

SKILLS NEEDED

- I can keep up with my schedule and my assignments
- I get along okay with my peers
- I can use a computer for writing, using email, and doing simple searches
- I can use my cell phone for calling, texting, and can reply to others
- I can follow directions to complete chores or tasks at home/work



Check out colleges

- During junior year of high school, start touring college programs to learn what they offer
- Attend college fairs at your school and community, ask lots of questions
- Complete online searches about college programs
- Talk to college students and ask about their experiences
- Attend a week-long summer college camp to see first-hand if you like college and feel ready

APPLICATION PROCESS

When should I start applying?

Fall or Early Winter the year BEFORE you hope to start college

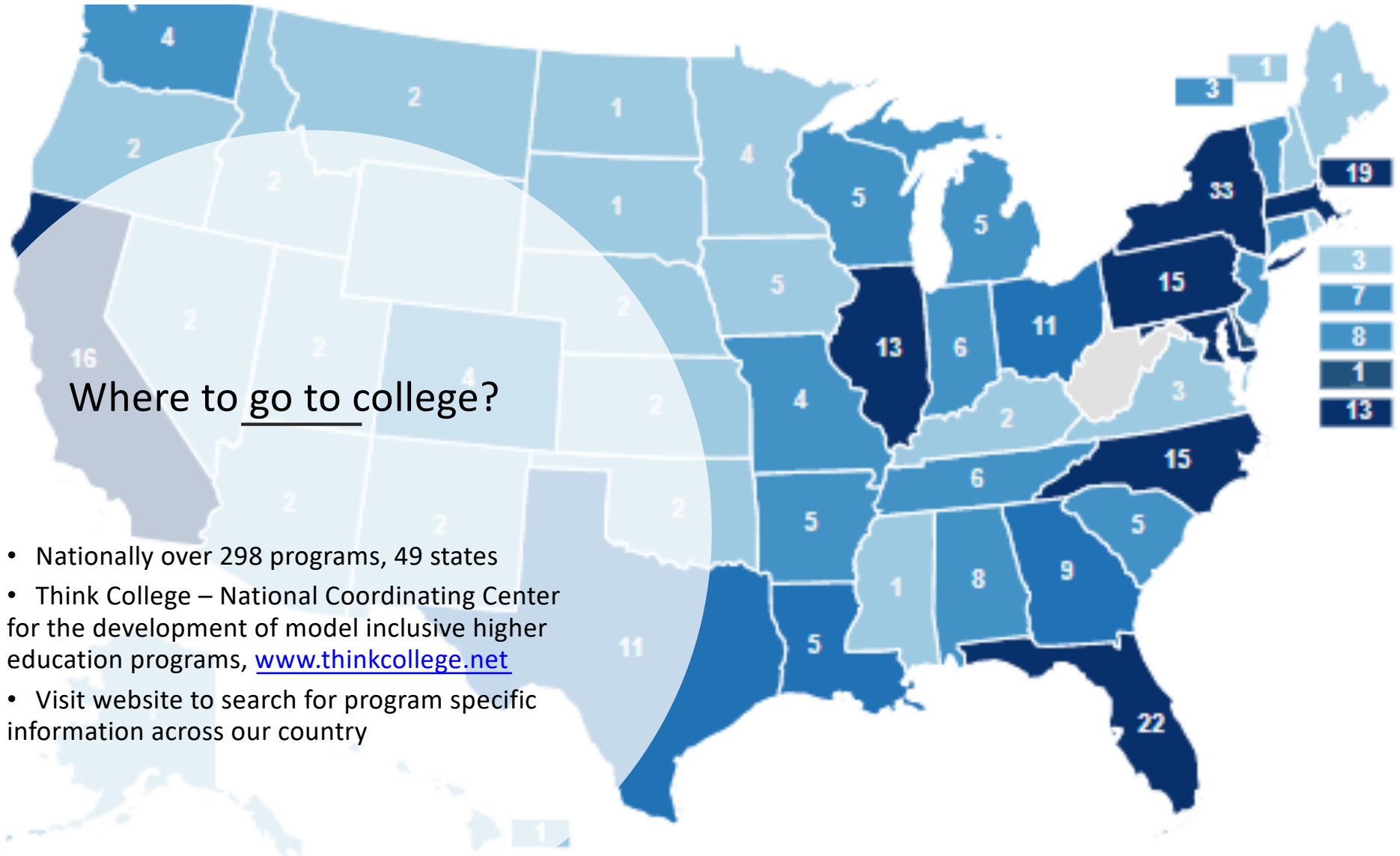
Complete **online application & all other documents:**

- Submit documentation of disability
- High school records, including latest copy of IEP
- Letters of recommendation
- Personal statement of college goals

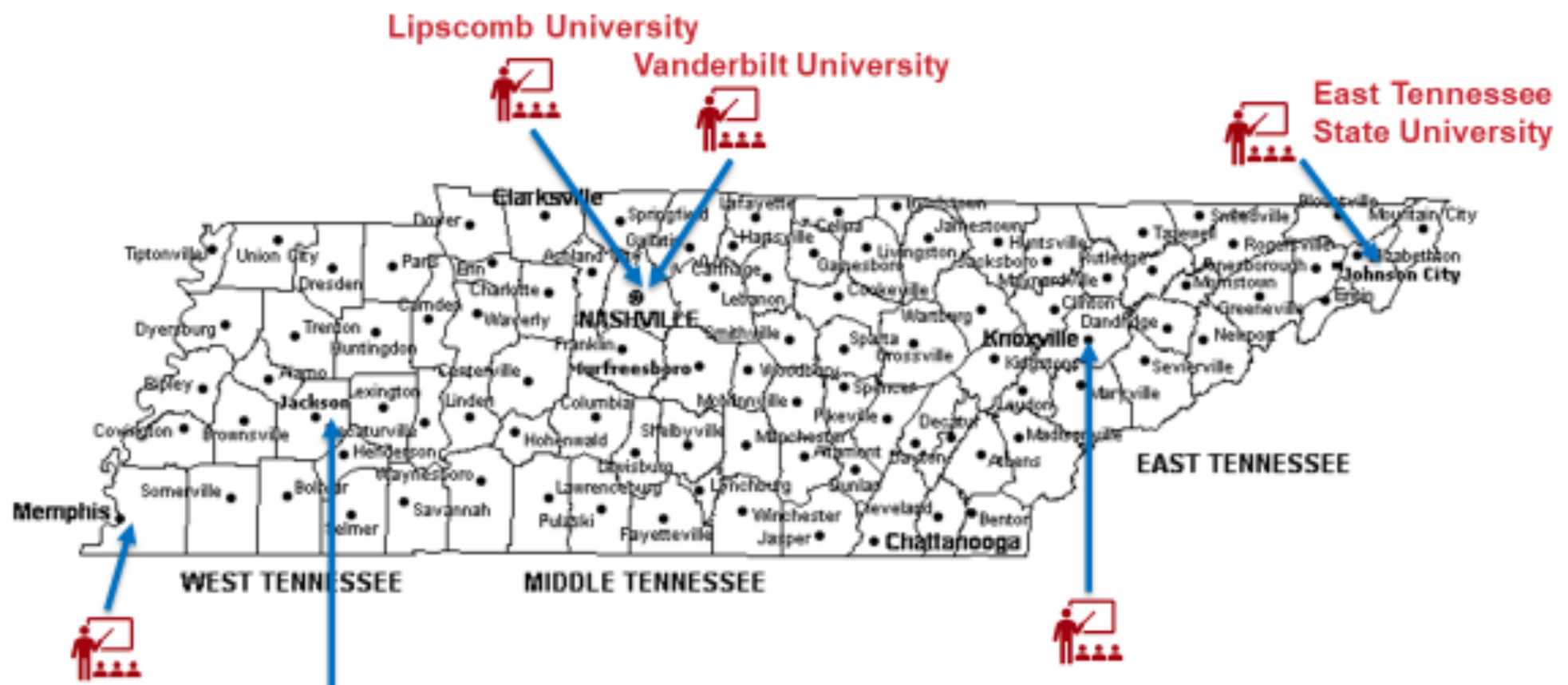
Interview and Campus Preview Day

Acceptance Offers made between Jan. to May

***Check each program for their admissions process and dates**



Six Programs in Tennessee





CONTACT INFORMATION

Tammy Day
Program Director
Next Steps at Vanderbilt
tammy.day@vanderbilt.edu

TN Inclusive Higher Education Alliance
TNIHEAlliance.org

Admissions Process

Sara Searle

TN Tech Admissions Counselor

Alumna – Class of 2018





Disclosure

Should students disclose their disability in the application process?

If students believe that their disability may have impacted their test scores or grades, should they indicate that somewhere on their application?

How would you recommend students discuss their disability in an essay if they would like?



Exploring Colleges

How do students figure out which colleges might be good fits for them?

When should students start touring colleges?

How many colleges do you recommend a student should apply to?



Timeline

What is the general timeline for when students need to submit college applications?

When should they start working on them?

How can students stick out in their college applications?

ACADEMICS



200+
PROGRAMS OF
STUDY



COLLEGES

Agriculture &
Human Ecology

Arts and Sciences

Business

Education

Engineering

Fine Arts

Interdisciplinary Studies

Whitson-Hester School
of Nursing

RESOURCES

FREE

ACADEMIC
RESOURCES
& TUTORING



**STUDY
ABROAD
IN 22
COUNTRIES**

- Accessible Education
- Army ROTC
- Center for Career Development
- Multicultural Affairs
- Tech Honors

HOW TO APPLY

- 1 Apply for admission! tntech.edu/apply
- 2 Pay the one-time \$25 application fee.
- 3 Submit official transcripts and test scores to:
Tennessee Tech Tech ACT Code: 4012
Admissions Tech SAT Code: 1804
Campus Box 5006
Cookeville, TN 38505
- 4 Application information sent to your home and email.



STRATEGIES FOR A SUCCESSFUL TRANSITION TO COLLEGE

Leslie Smith
Manager, Access Center



Transitioning to College

- Transition from high school to college requires a period of adjustment for ALL students
- Transition to college for students with disabilities requires special planning
- Employ SPECIFIC transition strategies EARLY!

Plan Ahead

- Take H.S. classes that help prepare you for college work
- Work closely with your H.S. counselor to plan out your needs for transition to college
- Take the ACT (or SAT) early so you can retake it, if necessary
- Review college websites for information
- Take advantage of college visitation days and visit the disability services office while on campus
- Complete college applications as early as possible

Disclosure of Disability

- DS offices are generally not involved in the college application process
- NEVER send documentation of disability to an Admissions office
- Disclosure of disability status should be made AFTER acceptance to the college to disability services office
- Disclosure of disability status is never required UNLESS accommodations are needed

Seek Financial Support

- Fill out the FAFSA as soon as possible
- Apply early for scholarships, grants, and other aid
- Apply to civic organizations that might offer scholarships
- Apply to Vocational Rehabilitation (even if they don't sponsor college, there are other services that might benefit you)

Learn About Yourself

- Request updated psycho-educational testing while still in high school
- Learn more about your disability and how it affects you
- Learn/practice self-advocacy skills
- Learn/practice coping strategies that work well for you
- Learn about the differences between high school and college-level accommodations

Apply for Support

- Register with the disability services office as soon as you're admitted to the college, even if you don't plan on using accommodations
- Provide copies of your test report or other documentation of your disability AND your IEP
- Follow-up immediately if more information is requested to complete your registration
- Verify your registration is complete before the start of the semester

Questions to Ask DS

- How do I apply for accommodations?
- What documentation is required?
- Where can I find documentation if I don't have a copy?
- How will I be notified of my status/accommodations?
- Should I register before I take the placement tests?

- Is assistive technology available to help me in my classes?
- How will my professors be notified about my accommodations?
- How does testing work if I receive accommodations?
- How do I request additional accommodations if my situation changes?
- What other resources are available?

Getting Started in College

- Sign-up for the earliest possible orientation session for the best selection of classes
- Take advantage of early learning opportunities such as Learning Commons/Summer Bridge programs or a summer college class
- Consider an internship, a part-time summer job, or volunteer/community service (especially in area of study)



Overview of Financial Aid

Types of Financial Aid

- **Grant** – free money based on need
- **Loan** – money borrowed that must be paid back with interest
- **Scholarship** – free money awarded on the basis of merit, skill, or unique characteristic
- **Work study** – money received from on campus employment

Senior Year Checklist

FALL SEMESTER

- ☐ Take and retake the ACT/SAT
- ☐ **Apply to several colleges (admissions, institutional aid, etc.) and utilize their net price calculators**
- ☐ Complete TN Promise application by November 2, 2020
- ☐ Complete 2021-22 FAFSA available October 1, 2020

SPRING SEMESTER

- ☐ Complete local/private scholarship applications
- ☐ Review college acceptances, compare financial aid packages, ask questions, and follow up as needed

TN Promise Checklist

- ☐ Apply to the Tennessee Promise program at **www.tnpromise.gov** by **November 2, 2020**
- ☐ Complete 2021-22 FAFSA at **www.fafsa.gov** by **February 1, 2021**
- ☐ Attend spring mandatory meeting as coordinated by partnering organization
- ☐ Complete 8 hours of community service between **November 3, 2020 – July 1, 2021**



TN Promise (Semester)

Examples	A	B	C
Tuition	\$2,250	\$2,250	\$2,250
HOPE/Pell/TSAA	-\$3,250	-\$1,500	\$0
Gap	\$0	\$750	\$2,250
TN Promise	\$0	\$750	\$2,250
Tuition	\$0	\$0	\$0

TN STEP UP Scholarship

The Tennessee STEP UP Scholarship is a program designed to assist students with intellectual disabilities who have completed high school and enroll in an individualized program up to four (4) years at an eligible postsecondary institution.

TN STEP UP Scholarship

ELIGIBLE COLLEGES

- ☐ Lipscomb University: IDEAL Program
- ☐ Union University: Union EDGE Program
- ☐ University of Memphis: TigerLife
- ☐ University of Tennessee: UT FUTURE
- ☐ Vanderbilt University: Next Steps



STEP UP SCHOLARSHIP APPLICATION

SUBMIT

PLEASE COMPLETE AND SUBMIT THE COMPLETED APPLICATION. IN ADDITION, RECIPIENTS MUST COMPLETE THE FREE APPLICATION FOR FEDERAL STUDENT AID (FAFSA) FOR EACH ACADEMIC YEAR. THE FAFSA CAN BE COMPLETED BY [CLICKING HERE](#). FOR ADDITIONAL PROGRAM INFORMATION [CLICK HERE](#).

APPLICATION DEADLINES ARE AS FOLLOWS:

FALL - SEPTEMBER 1 / SPRING - FEBRUARY 1 / SUMMER - MAY 1

STUDENT INFORMATION

NAME: _____ SSN4: ____ DOB: _____
STREET ADDRESS: _____ CITY/ST/ZIP: _____
CELL PHONE: _____ EMAIL ADDRESS: _____

PARENT / GUARDIAN INFORMATION

NAME: _____
STREET ADDRESS: _____ CITY/ST/ZIP: _____
CELL PHONE: _____ ALTERNATE PHONE: _____
EMAIL ADDRESS: _____

STUDENT < : < SCHOOL INFORMATION

HIGH SCHOOL NAME: _____ CITY: _____
DIPLOMA/CERTIFICATE RECEIVED: _____ COMPLETION/TRANSITION DATE: _____
POSTSECONDARY INSTITUTION: _____ ACADEMIC YEAR: _____

We hereby certify that the student will be enrolled in a program of study for students with intellectual disabilities and the information provided is true and accurate to the best of our knowledge.

SIGNATURE OF STUDENT: _____ DATE: _____

SIGNATURE OF PARENT/LEGAL GUARDIAN: _____ DATE: _____

STATE OF TENNESSEE

TENNESSEE STUDENT ASSISTANCE CORPORATION

312 ROSA L. PARKS AVE., 9TH FLOOR | NASHVILLE, TN 37243-1102

SUBMIT

TN STEP UP Scholarship

- ❑ Up to \$1,750 per semester
- ❑ Apply by September 1 –Fall
February 1 –Spring
May –Summer
- ❑ Complete 2021-22 FAFSA at **www.FAFSA.gov**
by **February 1, 2021**

FAFSA

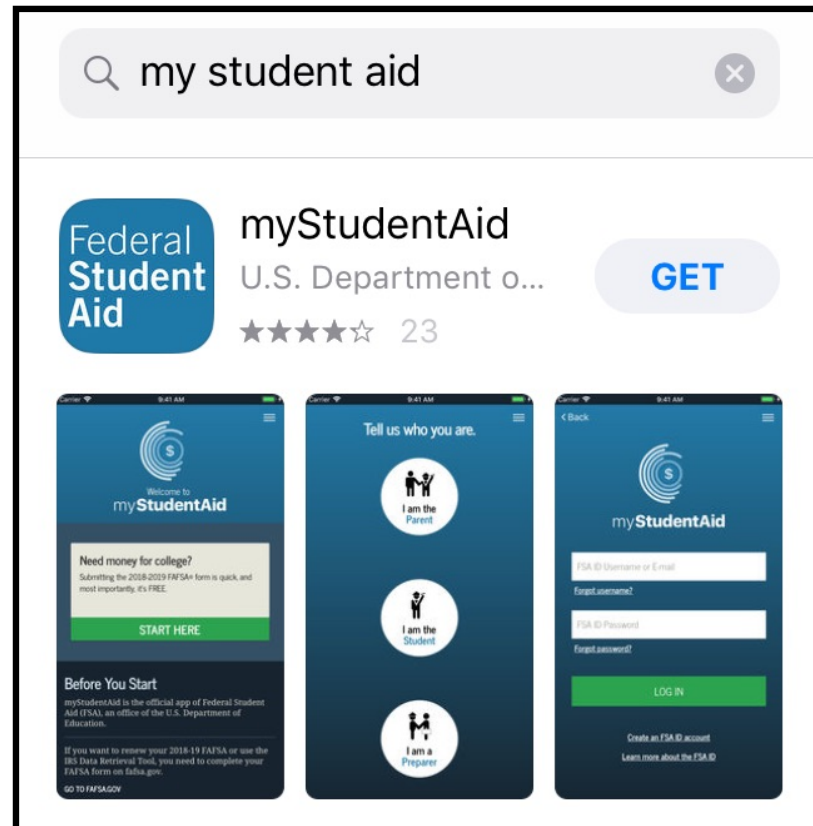
- Free Application for Federal Student Aid
- Submit new application every October beginning in 12th grade
- Uses 2019 tax information to determine eligibility for financial aid

FAFSA Checklist

- ☐ Student's Social Security number
- ☐ Parent(s)' Social Security number(s)
 - If a parent does not have a Social Security Number, enter 000-00-0000
- ☐ Student's driver's license number if you have one
- ☐ 2019 tax information (**including 2019 W-2, Schedule 1, and Schedule K-1 forms**) for student and parent(s)
- ☐ Records of your untaxed income, such as child support
- ☐ Checking and savings (e.g. Money Market, CDs, etc.) account balances

2021-22 FAFSA

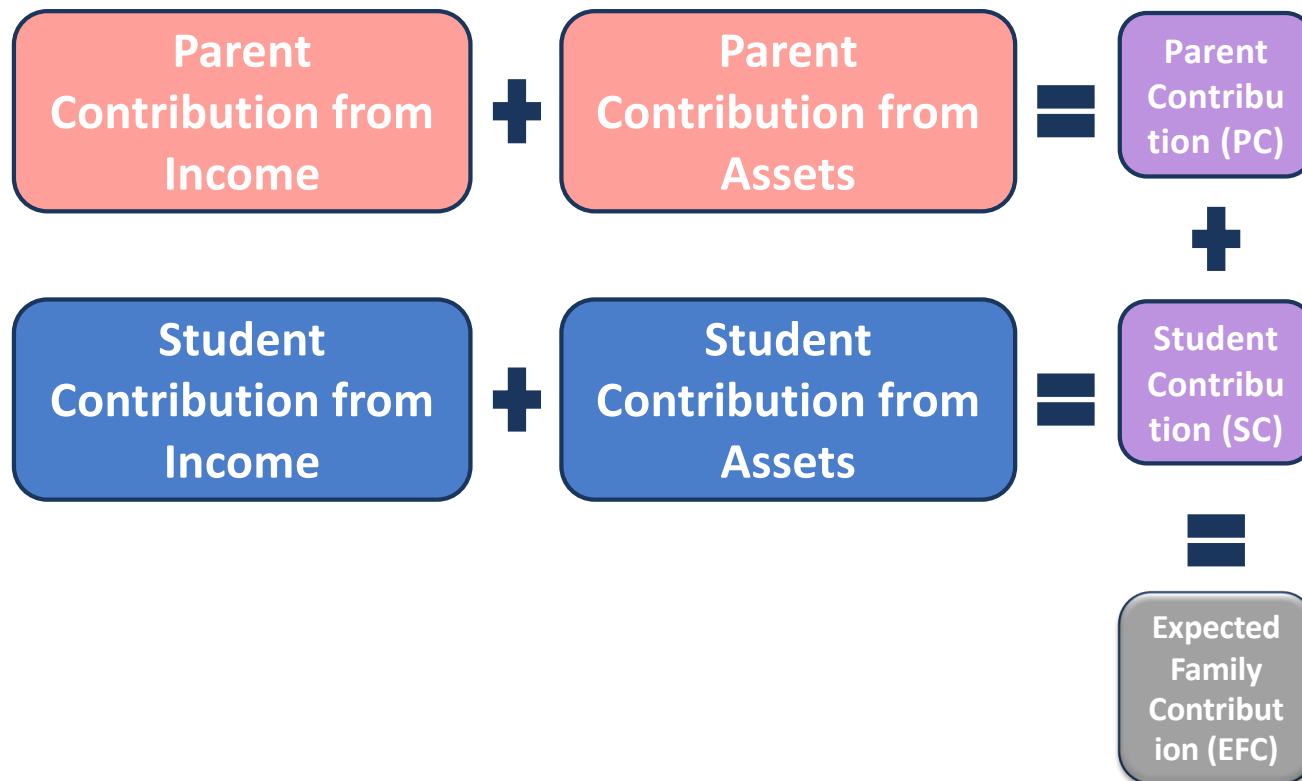
- Available October 1, 2020
- www.fafsa.gov or mobile app for Android/Apple devices
- 2019 tax information



FAFSA 2-step

1. FSA ID username/password creation
 - Student **AND** parent will create separate FSA IDs (fsaid.ed.gov) to use IRS DRT and sign electronically
2. FAFSA application – 3 sections
 - Student demographic information
 - Parent demographic and financial information
 - Student financial information

Four Parts of the EFC



Start your state application to apply for New York state-based financial aid.



Does your brother or sister need to complete a FAFSA?

If so, you can transfer your parents' information into a new FAFSA for your brother or sister to save time. Your parents will have to provide a signature again, but that's all.



[Expand All](#)

> Estimated Expected Family Contribution (EFC) = 000000

> Foster Care Information

> Schools on your FAFSA:



If you have questions, visit fafsa.gov and click "Get FAFSA Help" on the FAFSA home page.

TAKE A SURVEY

102K

Share

Tweet

Pell Grant eligibility

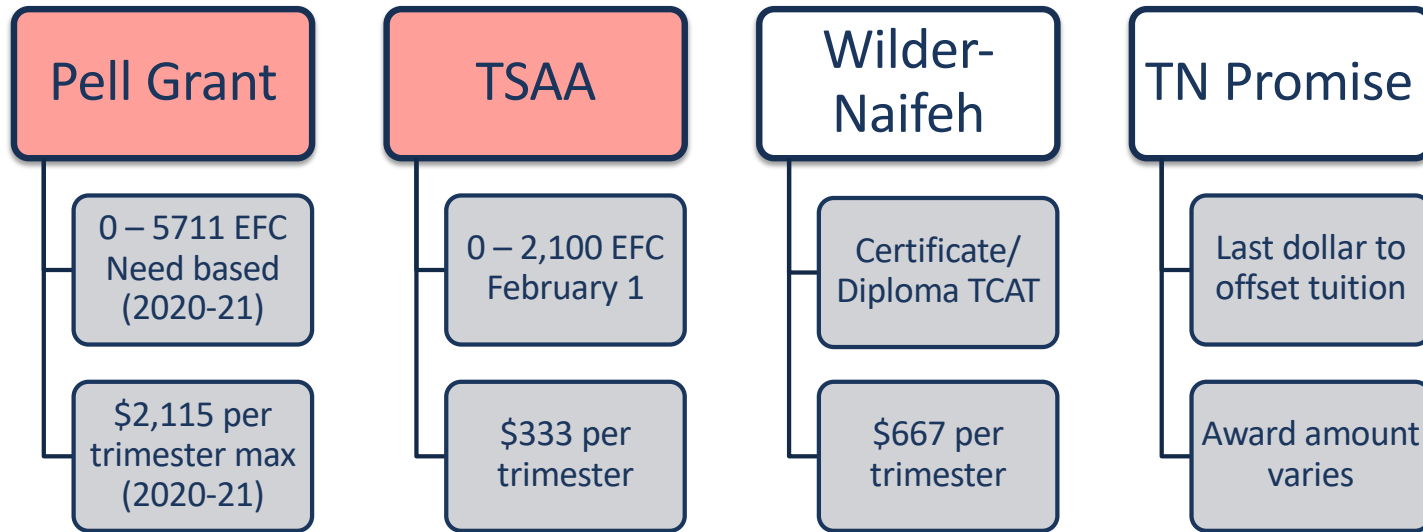
THEC  TSAC

TN Colleges of Applied Technology (TCAT)

- 27 TCAT main campuses plus satellite campuses
- Diploma/certificate programs



TCAT



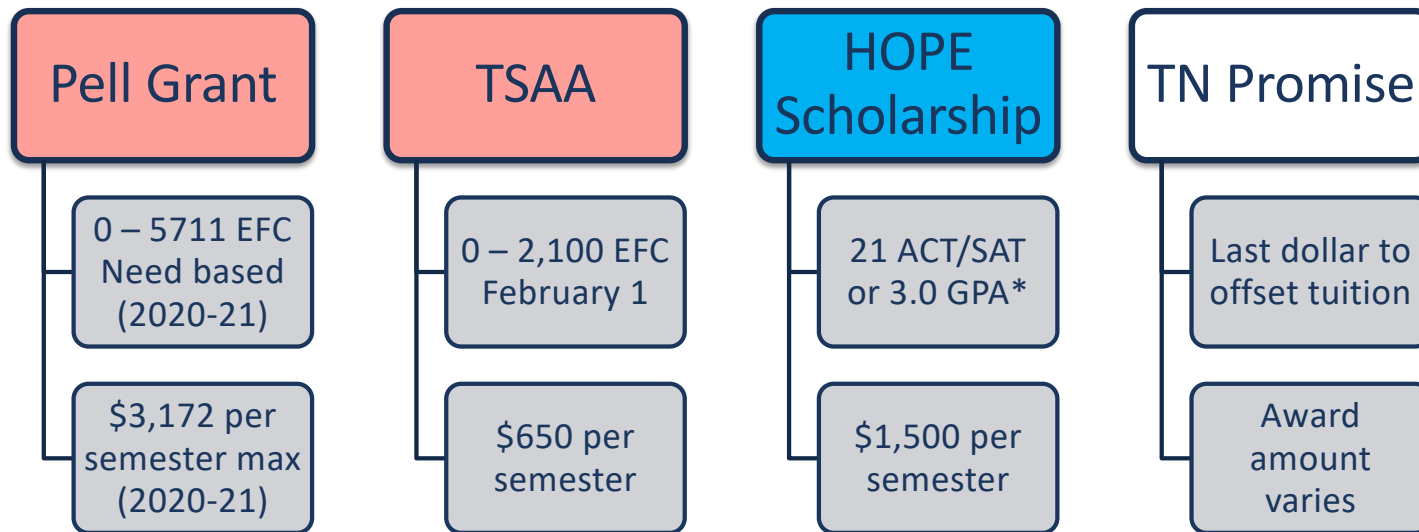
Need
Merit

TN Community Colleges

- 13 community colleges plus satellite campuses
- Associate degree/certificate programs



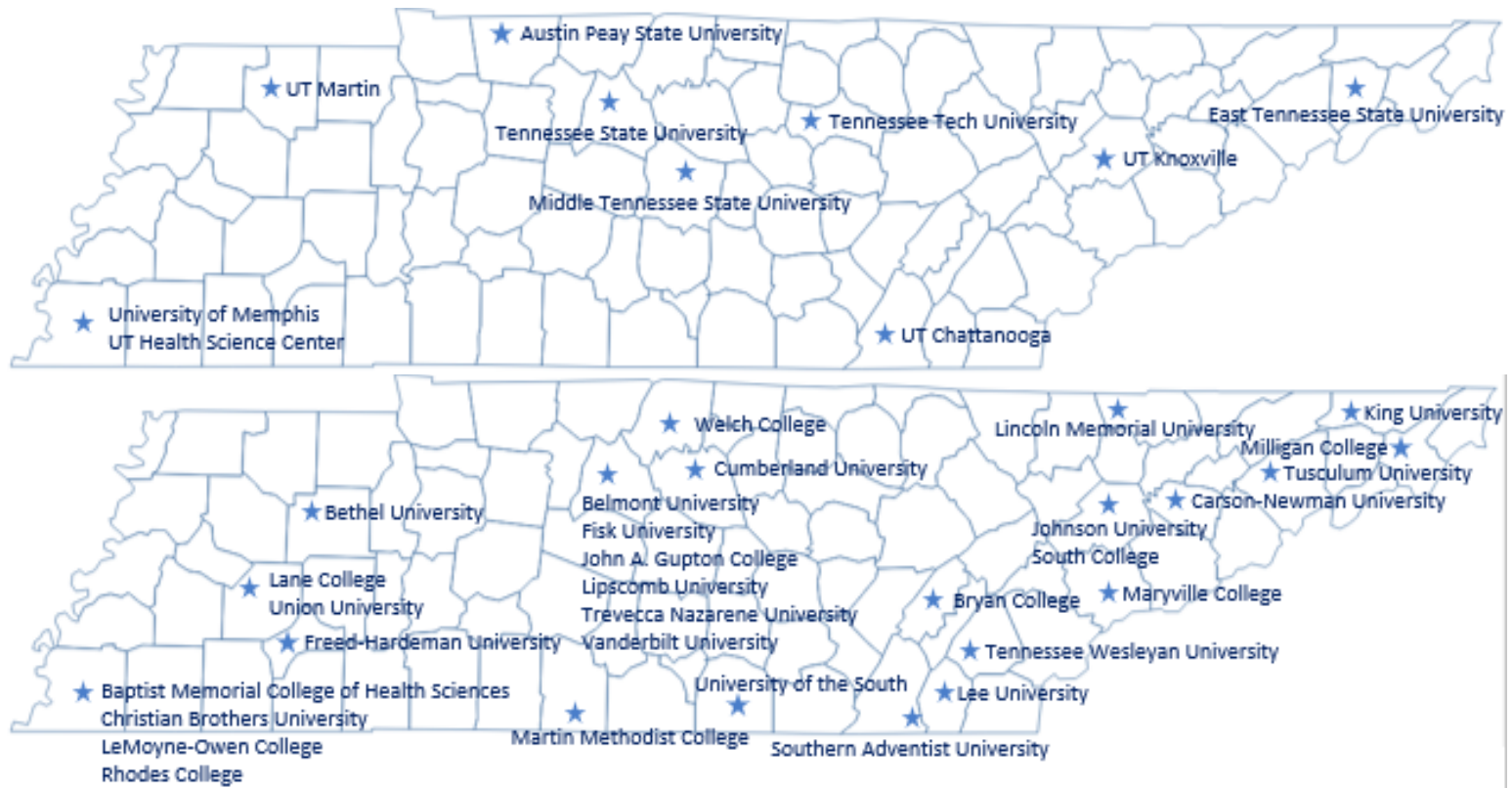
TN Community College



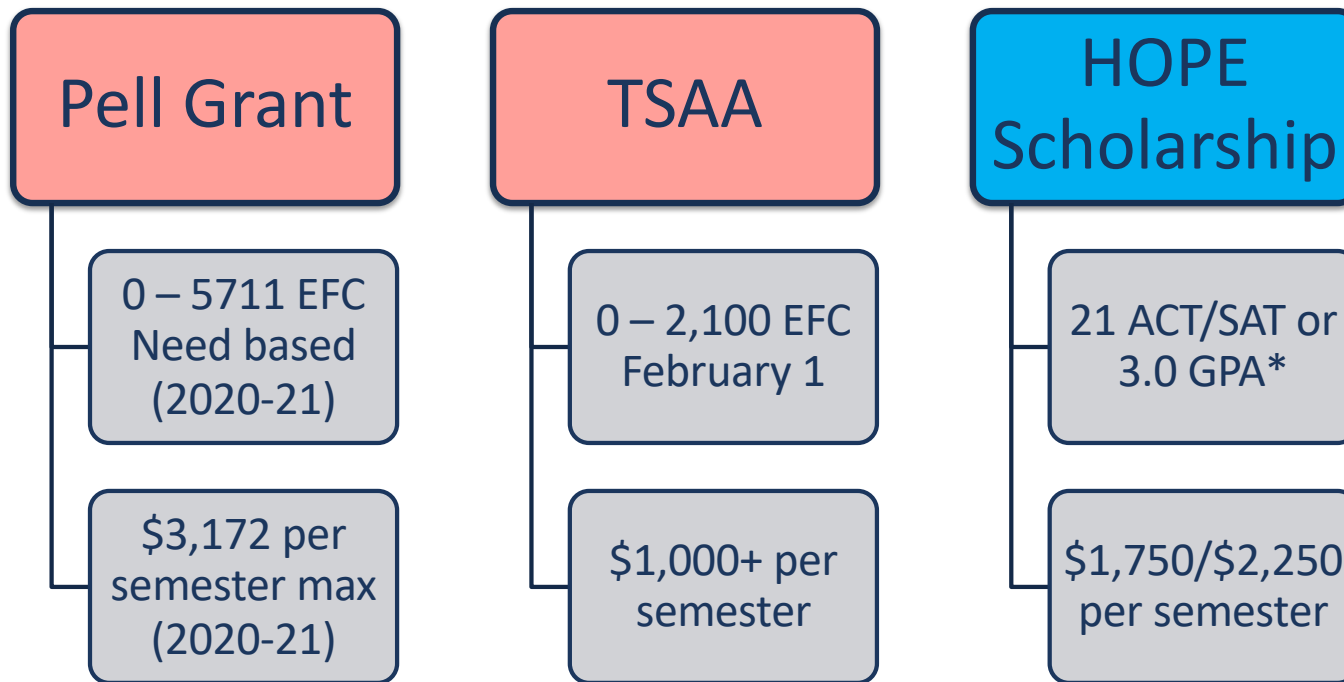
Need
Merit

*All courses calculated on a 4.0 scale
per the Uniform Grading Policy

TN 4-yr Public & Private



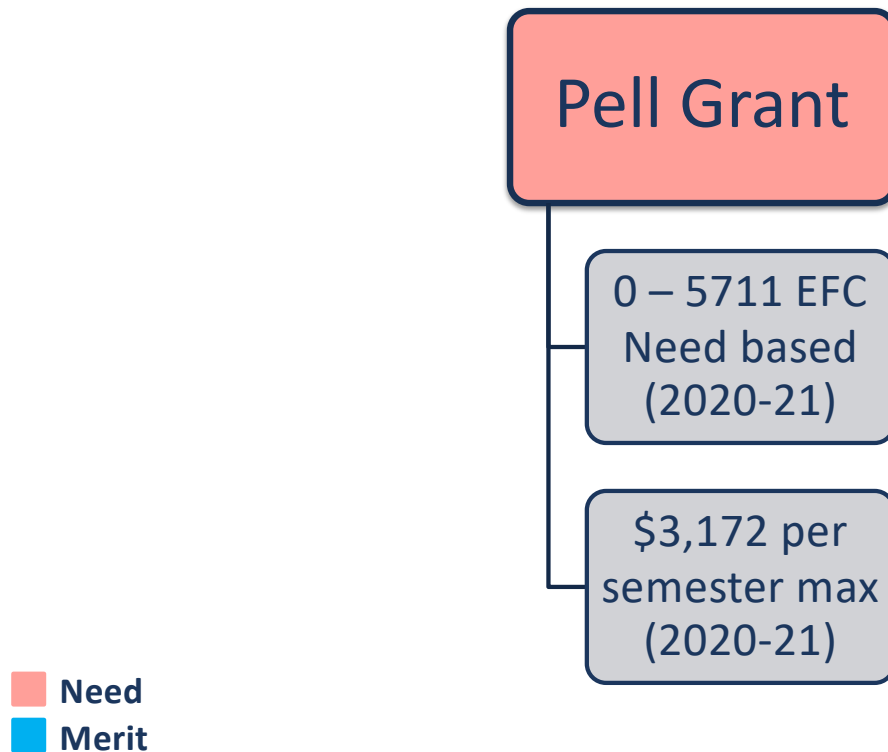
TN 4-yr College



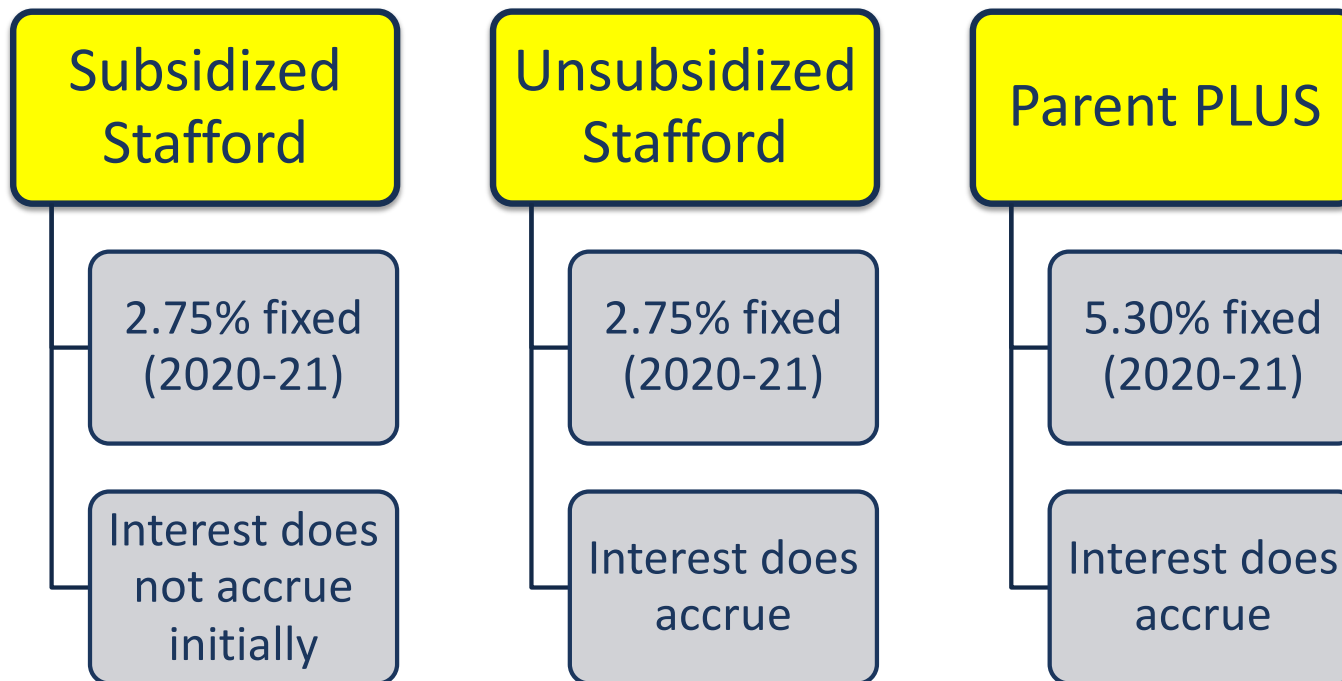
Need
Merit

*All courses calculated on a 4.0 scale
per the Uniform Grading Policy

Out-of-state



Federal Aid



 Loan

Student Loan Limits



11th/12th Grade Students

- **Dual Enrollment Grant (DEG)**
 - Talk to your school counselor to determine your best dual enrollment college option.
 - Award amounts vary; 5th – 10th DEGs will be subject to one-time HOPE reduction
- **Governor's Investment in Vocational Education (GIVE) Act**
 - Four DEGs for “high need” courses
- **Fall application deadline for DEG/GIVE is September 15 (2 year & 4 year) & Nov. 1st TCAT's**
 - www.tn.gov/tsacstudentportal

Adult Students

TN Reconnect* Checklist

- ☐ Complete the TN Reconnect application at **www.tnreconnect.gov**.
- ☐ Apply to community college, TCAT, or eligible TN Reconnect institution.
- ☐ Submit the 2020-21 FAFSA at **www.fafsa.gov** **(deadline varies)**.
- ☐ Enroll in a degree or certificate program at least part-time (**6+ hours**).

*Must be independent student per FAFSA

THEC  TSAC

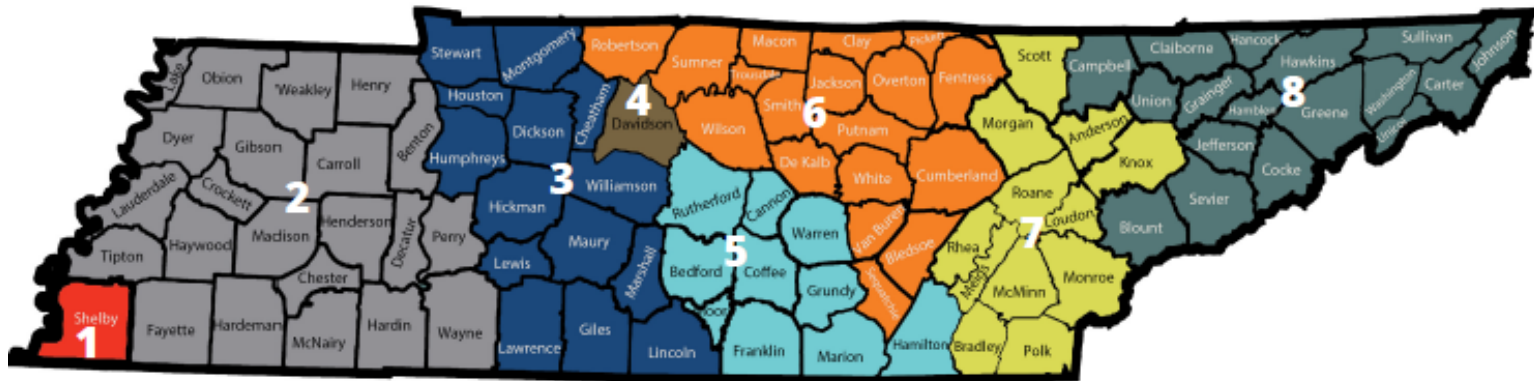




Thank you!!!



Outreach Division



1. Felicia Orr

Director of College Access
(615) 390-4461
felicia.orr@tn.gov

3. Annie Trout

Director of College Access
(615) 604-0119
annie.trout@tn.gov

5. Eric Farmer

Outreach Specialist
(423) 326-7198
eric.farmer@tn.gov

7. Rita Turchetta

Outreach Specialist
(615) 478-5584
rita.keeton@tn.gov

2. Lori Mitchum

Outreach Specialist
(731) 571-7888
lori.mitchum@tn.gov

4. Jason Seay

Senior Director of Outreach
(615) 319-1740
jason.seay@tn.gov

6. Sam Mullins

Outreach Specialist
(931) 303-3296
sam.mullins@tn.gov

8. Erika Adams

Outreach Specialist
(615) 417-0355
erika.adams@tn.gov

Financial Aid Chart



Postsecondary Education

Financial Aid Charts

Going to college is an increasingly expensive endeavor. To make the experience more financially accessible for students, there are a variety of funding sources offered by the state government, federal government, and other entities. The charts below highlight key information about different funding sources available to TN students. Note: scholarship and grant funding amounts and eligibility requirements can change, so be sure to check this information directly with the funding sources. Unless stated, the award amounts are for the 2019-2020 academic year.

Federal and State Level Aid	Federal Aid	Pell Grants 2020-2021 Award Amount	Federal Work Study	Federal Supplemental Education Opportunity Grants	Tennessee Vocational Rehabilitation Department
Award Amount	Through the FAFSA application, students with disabilities may qualify for Pell Grants, Federal Work Study, federal loans, or the Federal Supplemental Educational Opportunity Grant. Many awards are determined based upon individual student need. ¹	Up to \$6,345 ²	Students are paid at least minimum wage by the hour. The total work-study award depends on factors such as: <ul style="list-style-type: none"> • Time of application³ • Financial need³ • School's funding level³ 	\$100 to \$4,000 per year ⁴	Up to \$3,000 per semester for two academic years ⁵
Basic Eligibility Requirement	<ul style="list-style-type: none"> • High school diploma or GED certificate¹ • Enrollment in an eligible program¹ • Maintain satisfactory academic progress¹ 	<ul style="list-style-type: none"> • Level of financial need² • Meet eligibility criteria for the FAFSA and complete the FAFSA² 	<ul style="list-style-type: none"> • Meet eligibility criteria for the FAFSA and complete the FAFSA³ 	<ul style="list-style-type: none"> • Exceptional financial need⁴ • Meet eligibility criteria for the FAFSA and complete the FAFSA⁴ 	Contact your local VR office to learn more about eligibility requirements.

WWW.TRANSITIONTN.ORG/ED

A COLLABORATION BETWEEN VANDERBILT UNIVERSITY AND THE TENNESSEE DEPARTMENT OF EDUCATION

https://transitiontn.org/wp-content/uploads/2018/01/PSE_Financial-Aid-Chart_05-22-20_FINAL.pdf

TransitionTN Student Website



The screenshot shows the TransitionTN Student Website. At the top is a navigation bar with the logo "Student Transition TENNESSEE" on the left and links for "HOME", "WORK", "EDUCATION", "INSTRUCTOR GUIDE", and "ABOUT" on the right. The main heading is "I Want to Continue My Education" with a gear icon above it. To the right of the heading is a teal button labeled "Student Lesson Tracker". Below the heading is a horizontal line, followed by the text "These four courses will prepare you for continuing your education after high school." Below this is a video player. The video title is "What are my needs, rights, and responsibilities when I continue my education?". The video thumbnail features a purple gear icon with a graduation cap and a pencil inside, and the text "What are my Needs, Rights, and Responsibilities When I Continue my Education?". The video player shows a play button, a progress bar at 02:32, and various control icons.

Student Transition
TENNESSEE

HOME WORK EDUCATION INSTRUCTOR GUIDE ABOUT

I Want to Continue My Education

Student Lesson Tracker

These four courses will prepare you for continuing your education after high school.

What are my needs, rights, and responsibilities when I continue my education?

What are my Needs, Rights, and Responsibilities When I Continue my Education?

02:32

<https://transitiontn.org/student/school/>

Final Remarks

- Thank you for joining us!
- Upcoming Transition Fair
 - December 8, 5:30-7:00pm Central Time- Transition from Pediatric to Adult Healthcare
 - For more information or to register, check out transitiontn.org/transition-tuesdays-virtual-transition-fair/



Contact Information

- **The Accessible Education Center, Tennessee Tech University**
 - Chester Goad, cgoad@tntech.edu
- **Inclusive Higher Education Alliance**
 - Tammy Day, tammy.day@vanderbilt.edu
- **Tennessee Tech University Admissions**
 - Sara Searle, ssearle@tntech.edu
- **The Access Center, Volunteer State Community College**
 - Leslie Smith, leslie.smith@volstate.edu
- **Tennessee Student Assistance Corporation (TSAC)**
 - Felicia Orr, felicia.orr@tn.gov
 - Sam Mullins, sam.mullins@tn.gov
- **Transition TN**
 - Emily Barker, emily.j.barker@vanderbilt.edu
 - Ben Schwartzman, ben.schwartzman@vanderbilt.edu

